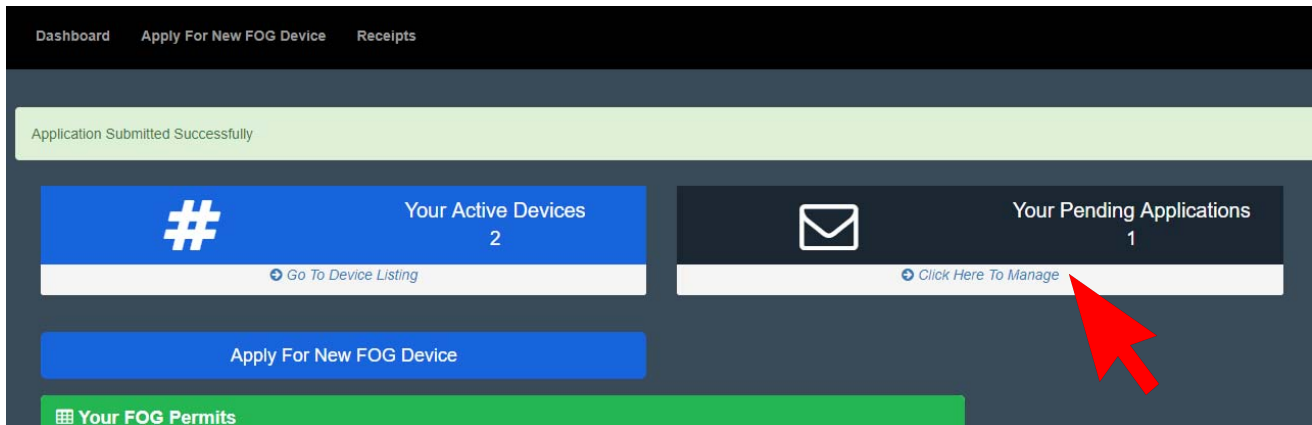


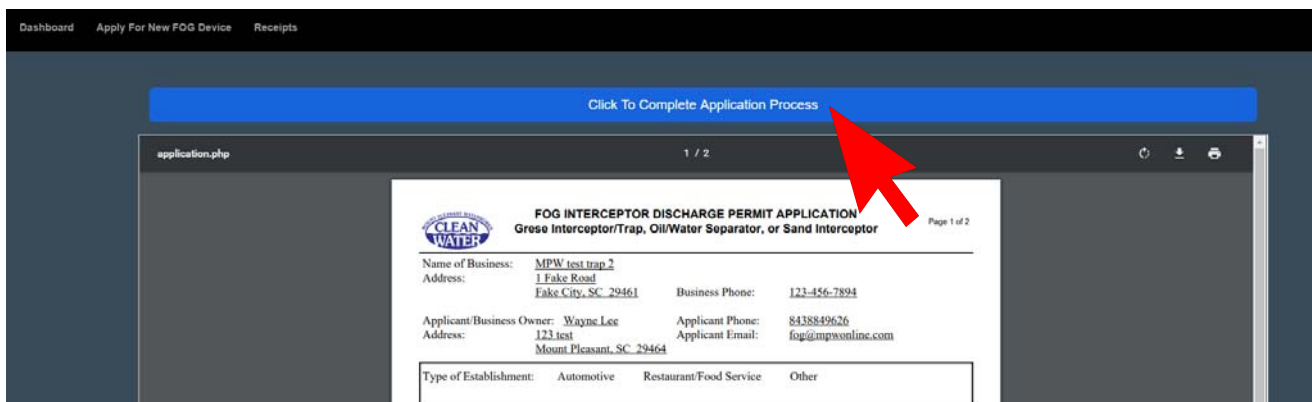
New FOG Permit Inspection Request Process

Once you have received an email notifying you that your FOG Permit application has been approved and your trap is ready for inspection you will need to log into your account at www.mpwfog.com to request an inspection and upload a copy of your contract with your grease hauler.

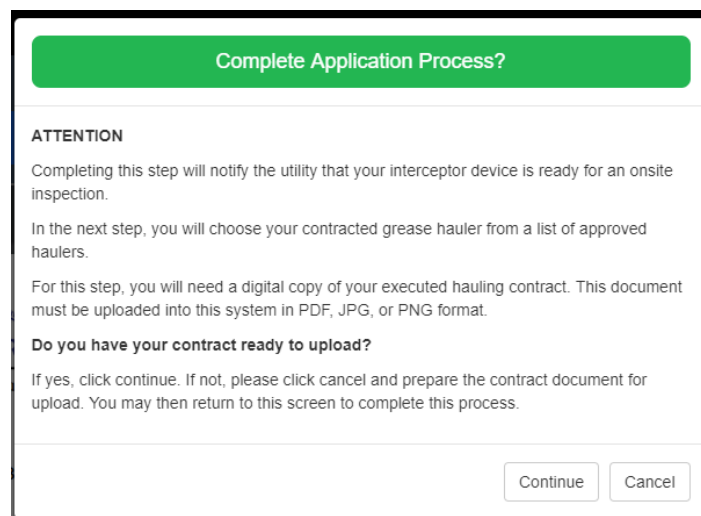
Step 1: Log into your FOG account and click on “Your Pending Applications” and select the Pending Application that is ready for inspection.



Step 2: Click on the button at the top of the screen to “Complete the Application Process”

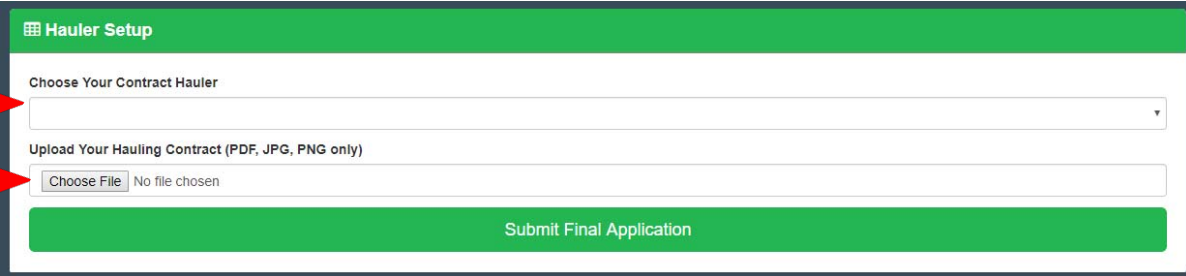


Step 3: A pop up screen will then explain what is needed in order to complete the application process. If you have all of these items, click the continue button.



Step 4: At this point you will need to choose your Contract Hauler, upload a copy of your Hauling Contract and then click on the “Submit Final Application” button.

- *Please note that if your Hauler is not listed in the drop-down menu, please email the name of your Hauler to fog@mpwonline.com before proceeding so that they can be added to the system. Once the hauler is added, MPW will notify you via email and you can proceed with the application process.*



The screenshot shows a web form titled "Hauler Setup" with a green header. Below the header, there are two main sections. The first section is labeled "Choose Your Contract Hauler" and contains a white dropdown menu with a downward arrow on the right. The second section is labeled "Upload Your Hauling Contract (PDF, JPG, PNG only)" and contains a white file upload button labeled "Choose File" followed by the text "No file chosen". At the bottom of the form is a wide green button labeled "Submit Final Application". Two red arrows point from the left side of the image towards the dropdown menu and the "Choose File" button.

At this point, MPW will be notified that your trap is ready for final inspection. Typically, inspections are completed within 3 business days of receiving the inspection request.

Upon a successful inspection of your trap, you will receive an email informing you that your FOG Interceptor Discharge Permit has been approved and can then log into to your account to view/print your permit.