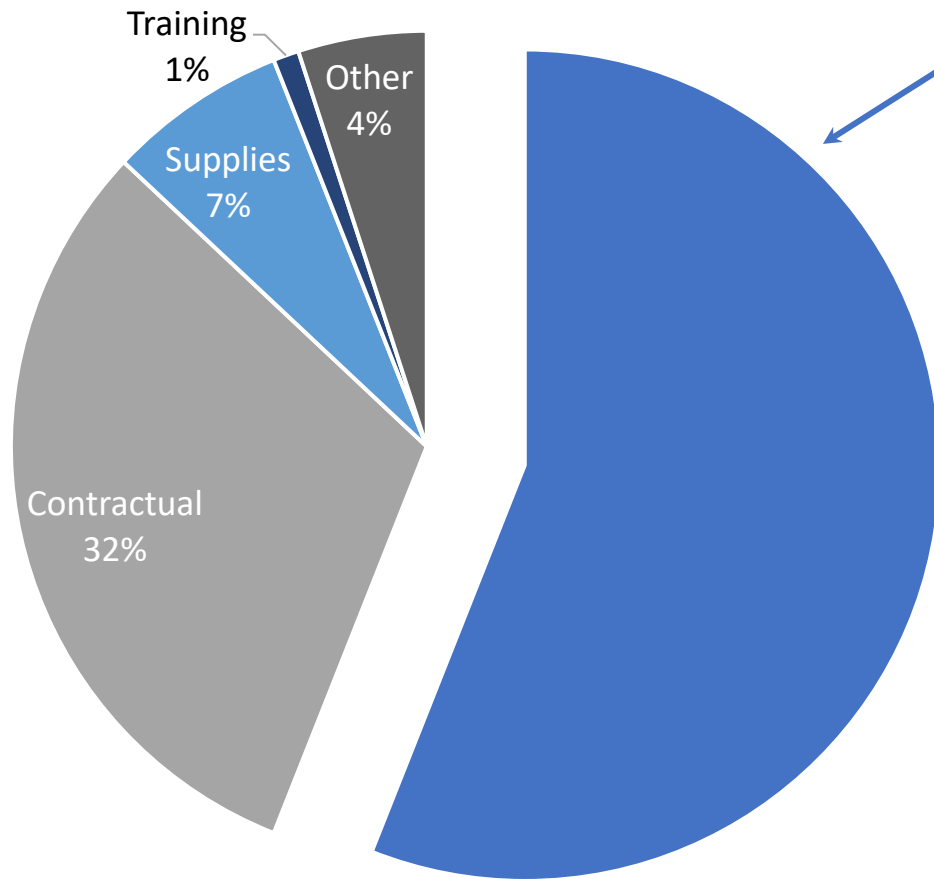


Operating Expenses as a Percent of Total

(does not include Debt Services per combined amortization schedules)



Compensation and Benefits \$18,859,935 (56%)

Net increase of \$1.3M due to:

- ✓ Addition of (1) new full-time position in Engineering and (2) positions in Technical Services
- ✓ 1% increase in SCRS employer contribution rate
- ✓ Wage/Comp Study adjustments
- ✓ Increase in OPEB costs
- ✓ Merit/Midyear/Promotion increases
- ✓ Reduction in Temp Labor Expense

Operating Expenses as a Percent of Total

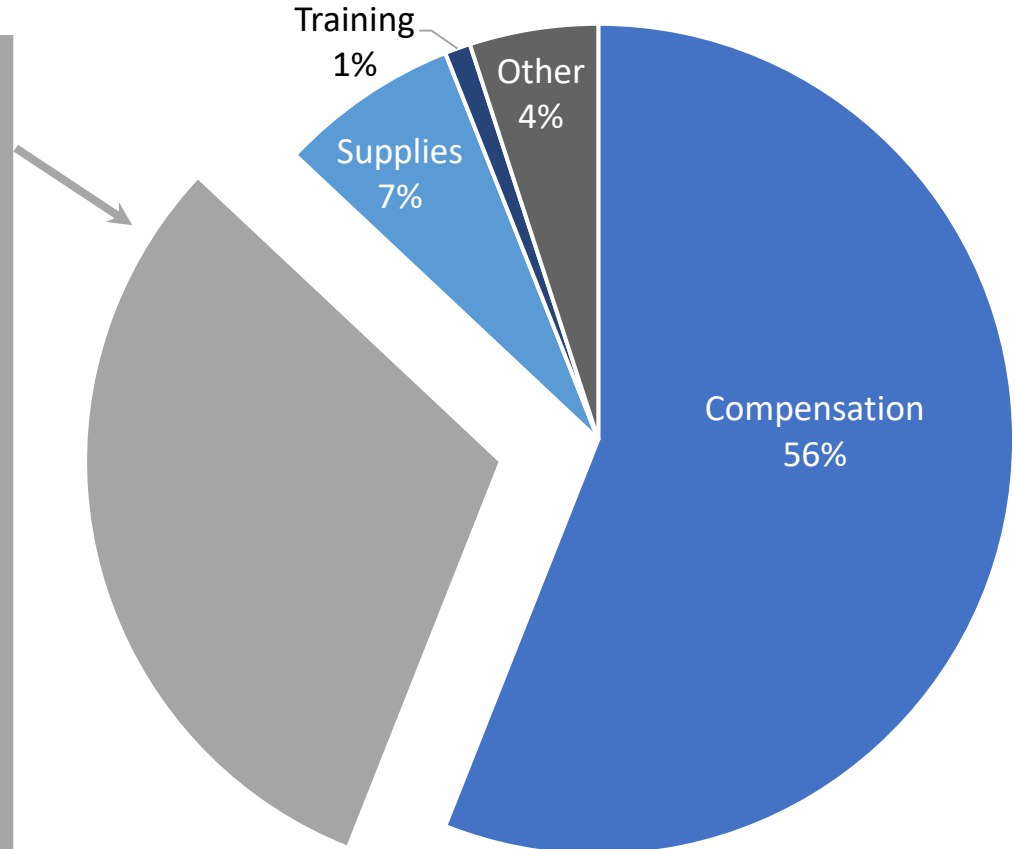
(does not include Debt Services per combined amortization schedules)

Contractual Services

\$10,853,114 (32%)

Net increase of \$474K due to:

- ✓ Biosolid disposal
- ✓ Cyber security initiatives (software, applications, and services)
- ✓ Insurance increases (general and D&O policies)
- ✓ Moving Pumps and Flow Meter projects from CIP
- ✓ Graphic design services



Operating Expenses as a Percent of Total

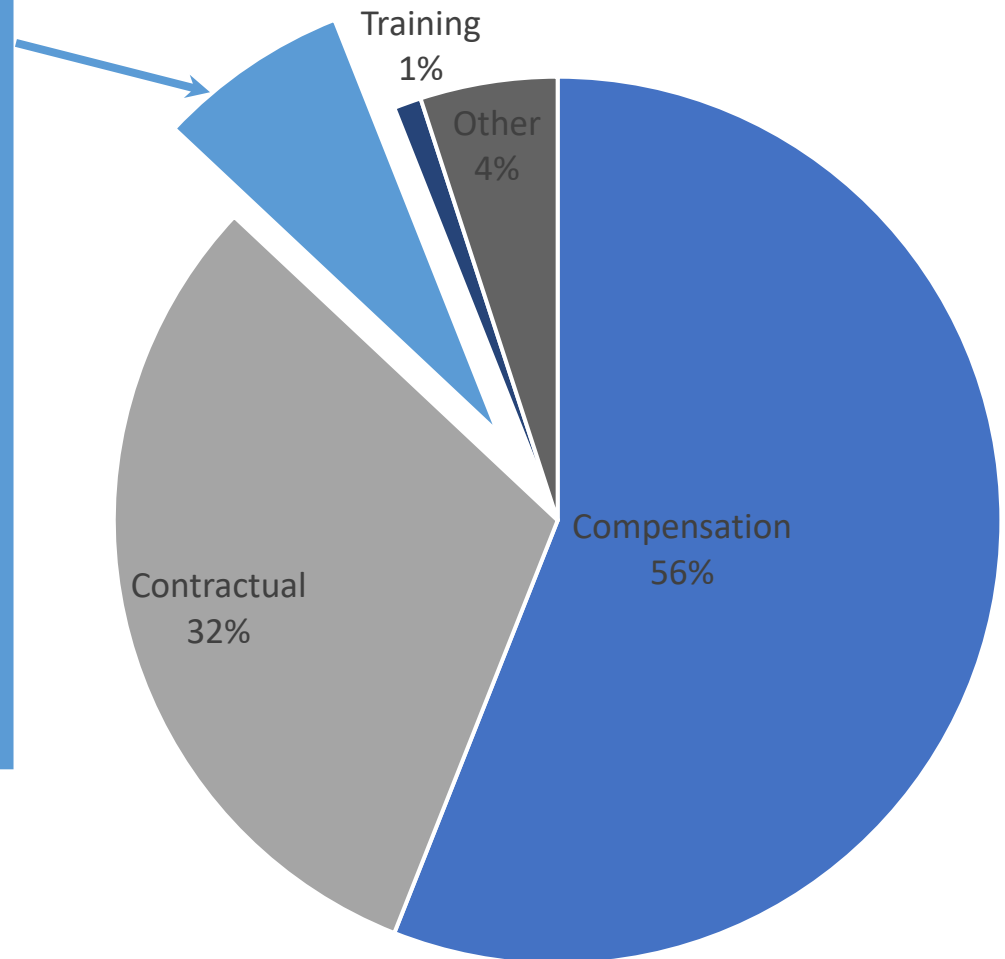
(does not include Debt Services per combined amortization schedules)

Supplies and Materials

\$2,223,581 (7%)

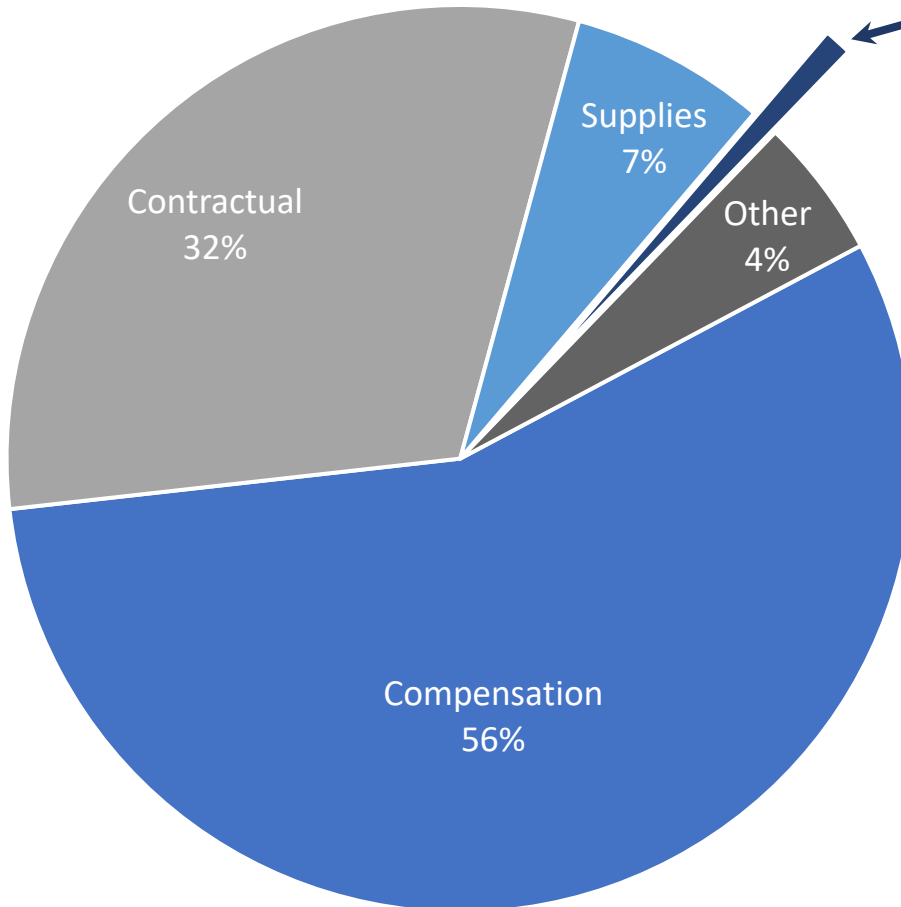
Net decrease of -\$23K due to:

- ✓ Decrease in electrical supplies and materials
- ✓ Decrease in computer programs and supplies
- ✓ Decrease in pump parts supplies and materials
- ✓ Decrease in locate supplies and materials



Operating Expenses as a Percent of Total

(does not include Debt Services per combined amortization schedules)



Training and Education

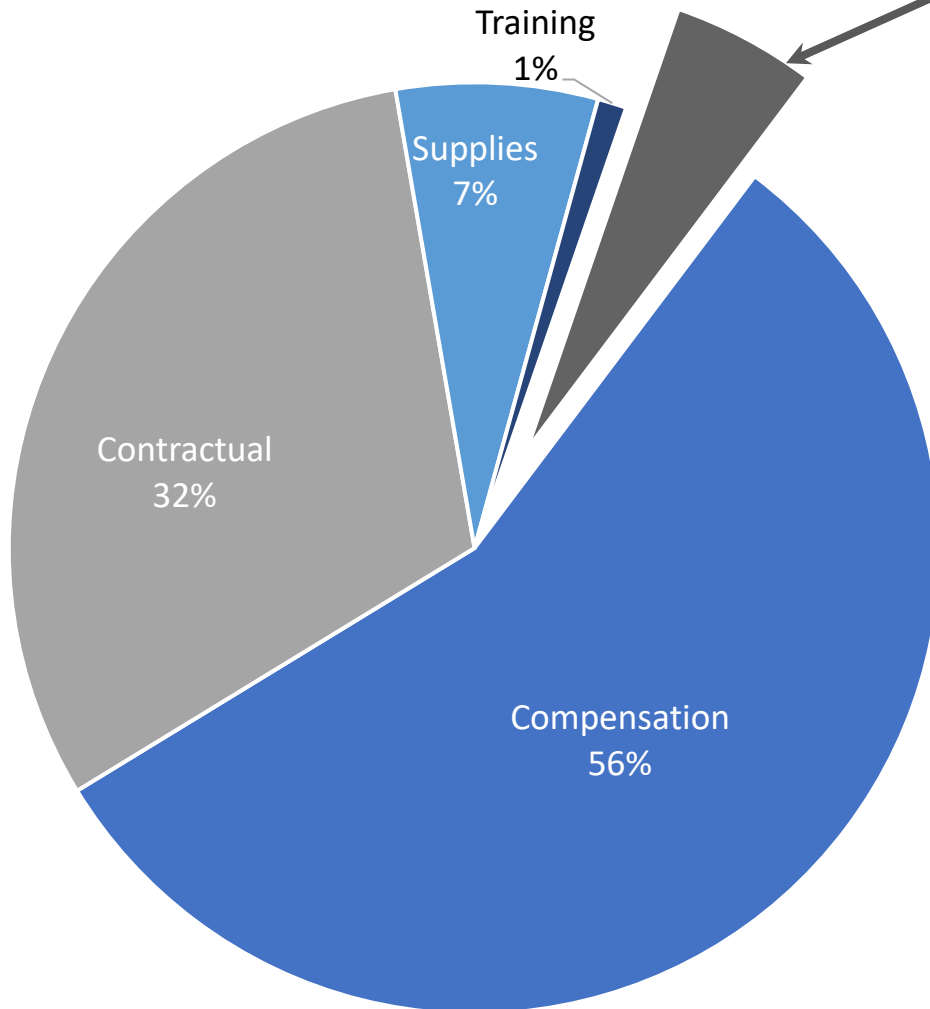
\$369,610 (127%)

Net increase of \$206K (across the board)

- ✓ Increase across the board in expenses as the opportunities for training and education begin to come back

Operating Expenses as a Percent of Total

(does not include Debt Services per combined amortization schedules)



Other Expenses

\$1,470,297 (4%)

Net increase of \$54K due to:

- ✓ Increase in Town 1% PILOT
- ✓ Increase in merchants and service fees and bank service fees
- ✓ Decrease in Special Programs



Ancillary Fees/Charges

Ancillary Fees – Proposed Changes

<u>Item/Fee</u>	<u>Current Charge</u>	<u>Proposed</u>	
<u>Meter Install (Tap)</u>			
Same Side			
5/8"	\$ 1,100.00	Eliminate	Eliminate Same Side: will charge same amount regardless of which side of the road ↓
3/4"	\$ 1,160.00	Eliminate	
1"	\$ 1,375.00	Eliminate	
1.5"	Actual Cost		
2"	Actual Cost		
Opposite Side			
5/8"	\$ 1,280.00	No Change	
3/4"	\$ 1,340.00	No Change	
1"	\$ 1,560.00	No Change	
1.5"	Actual Cost		
2"	Actual Cost		
<u>Grease Trap Inspection Fees</u>			
Inspection	\$ 90.00	\$ 75.00	Eliminate re-inspection and charge single fee
Re-inspection	\$ 45.00	Eliminate	
<u>Wastewater Connection Fees</u>			
Same Side Tap 6 and 8"	\$ 500.00	Eliminate	Will no longer charge same side/opposite side Average cost of residential wastewater taps same/opposite side
All Other Tap 6 and 8"	\$ 2,000.00	\$ 3,000.00	
Double lot (per lot)	\$ 1,250.00	Eliminate	
<u>Hydrant Meter Permit Fee</u>			
7 Day			
5/8"	\$ 180.00	\$ 185.00	Based on water cost and labor increases ↓
90 Day			
2"	\$ 690.00	\$ 700.00	
90 Day Extension			
5/8"	\$ 100.00	\$ 130.00	
2"	\$ 200.00	\$ 320.00	

Ancillary Fees – Proposed Changes (continued)

<u>Item/Fee</u>	<u>Current Charge</u>	<u>Proposed</u>	
<u>Project Administration Fee</u>			
Commercial/Multi Family/REU	\$ 85.00	Eliminate	Charge to be removed from rate card
<u>Special Assessments</u>			
Belle Hall (per REU)	\$ 240.84	\$ 248.07	Contractual 3% annual increases ↓
Long Point Road (per Acre)	\$ 10,894.46	\$ 11,221.30	
Commercial SUSA (per Acre)	\$ 9,661.11	\$ 9,950.95	
Broadway Street (per Acre)	\$ 18,236.46	\$ 18,783.55	
Carolina Park Outparcel (per Acre)	\$ 837.83	\$ 862.97	
Gregorie Ferry (per Acre)	\$ 653.65	\$ 673.25	
Highway 17 Commercial Wastewater Extension	\$ 15,035.21	\$ 15,486.26	
Hungry Neck	\$ 10,728.04	\$ 11,049.88	
<u>Meter Tampering Charge - Change to Damage/Tampering Charge</u>			
Meter Tampering Charge	\$ 500.00	\$ 700.00	Combine tampering and administrative fee. Change heading to read "Meter"
Administrative Fee	\$ 200.00		
Repeat Offenses			
Meter Tampering Charge	\$ 200.00	Eliminate	Eliminate individual charges and move to number of repeat offenses x base charge
Administrative Fee	\$ 500.00	Eliminate	
Escalation Fee	\$ 500.00	Eliminate	
Clean Out		\$ 700.00	
Shallow	\$ 200.00	Eliminate	Eliminate shallow and deep and charge single fee
Deep	\$ 500.00	Eliminate	
Hydrant	\$ 500.00	\$ 700.00	Bring in line with other tampering charges
		Change	Change footnote language under Damage/Tampering Charge heading to read: *unaccounted or damaged items may also be subject to a new installation fee.



Next Steps in the Budget Approval Process

June 28, 2021

- ✓ Annual Commission Meeting; adopt Fiscal Year 2022 Operating and Capital Budgets; Proposed Policy Changes.



Questions